

Change of Direction and Agility Tests: Challenging Our Current Measures of Performance

Sophia Nimphius, PhD,^{1,2} Samuel J. Callaghan, BSc (Honours),¹ Neil E. Bezodis, PhD,³ and Robert G. Lockie, PhD⁴
¹Centre for Exercise and Sports Science Research, School of Medical and Health Sciences, Edith Cowan University, Joondalup, Australia; ²Softball Western Australia, Perth, Australia; ³Applied Sports, Technology, Exercise and Medicine Research Centre, Swansea University, Swansea, United Kingdom; and ⁴Department of Kinesiology, Center for Sport Performance, California State University, Fullerton, Fullerton, California

Supplemental digital content is available for this article. Direct URL citations appear in the printed text and are provided in the HTML and PDF versions of this article on the journal's Web site (<http://journals.lww.com/nsca-sci>).

ABSTRACT

THE ABILITY TO CHANGE DIRECTION IS A HIGHLY VALUED ATHLETIC QUALITY IN SPORT AND HAS BEEN MEASURED EXTENSIVELY. DESPITE THE IMPORTANCE AND MAGNITUDE OF RESEARCH ON CHANGE OF DIRECTION (COD) AND AGILITY, THE VALIDITY OF THE PERFORMANCE MEASURES USED TO ASSESS THESE ABILITIES HAVE FACED LIMITED SCRUTINY. A CRITICAL EVALUATION OF OUR CURRENT MEASURES OF COD AND AGILITY ARE PRESENTED. FURTHERMORE, A SUMMARY OF RECOMMENDATIONS TO ENHANCE THE VALIDITY OF COD AND AGILITY ASSESSMENT IS PROVIDED IN THE ULTIMATE EFFORT TO IMPROVE OUR UNDERSTANDING OF THIS CRUCIAL ATHLETIC QUALITY. A VIDEO ABSTRACT DESCRIBING THIS ARTICLE CAN BE FOUND IN SUPPLEMENTAL DIGITAL CONTENT 1 (SEE VIDEO, <http://links.lww.com/SCJ/A217>).

Address correspondence to Dr. Sophia Nimphius, s.nimphius@ecu.edu.au.

INTRODUCTION

In many sports, changes of speed or rapid and decisive changes of direction can result in a break, a score or a shift in the momentum of the game. As a result, change of direction (COD) ability has been extensively investigated across various athlete populations using cross-sectional and intervention approaches (84). Traditionally, most research investigating the specific requirements of changing direction or “cutting” was conducted within the context of injury risk and prevention (7,44,60,109). The variables examined in injury research focus on the measures (e.g., ground reaction forces, joint kinetics, or joint kinematics) during the “plant phase” of the COD (7,60). By contrast, sports performance research has more commonly assessed COD ability through measures of total time to complete a variety of COD tests within either planned or reactive (i.e., in response to a stimulus; agility) conditions (12,28,31,38,48,61,62,67,68,72,75,77,93,96,100,101,108). However, more recent studies have begun evaluating COD ability by focusing on a more isolated measure of COD by specifically examining

the entry and exit velocity before and after the COD “plant” (35,77,89,92) or measuring the center of mass (COM) motion throughout the entire test (36,79).

In research and applied practice, the use of total time as a measure of COD performance has been overwhelmingly considered as a “valid” measure of performance. However, recent research has suggested that the use of “total time” from COD and agility tests may be masking actual COD ability (65,66,95), primarily because total time is biased to linear sprint ability in most tests (65,66,79). In essence, many COD and agility tests may not be valid measures of the performance most practitioners and researchers are intending to measure for reasons that will be discussed. The misidentification or incorrect assessment of a physical quality such as COD ability or agility could subsequently result in a practitioner developing a training program that either

KEY WORDS:

testing; athletic performance; speed; quickness

fails to improve on an area of need or potentially focuses on an area that has a limited window for adaptation. Therefore, the purpose of this article is to summarize the different types of COD and agility tests currently used in both applied practice and research and to provide a critical evaluation by addressing a series of relevant questions with respect to COD and agility performance. This will be followed by recommendations for both the research and coaching communities to help them improve measurement of true COD ability and ultimately improve applied practice.

DEFINITIONS AND DELIMITATIONS

For this article, COD will refer to the specific event where one uses the “skills and abilities needed to change movement direction, velocity, or modes” as defined in the textbook endorsed by the National Strength and Conditioning Association (NSCA) (21). It is acknowledged that in 2006, Sheppard and Young (84) originally defined agility as “a rapid whole-body movement with change of velocity or direction in response to a stimulus.” In line with this original definition of agility (89), the current paper will similarly define agility as “skills and abilities needed to change direction, velocity, or mode in response to a stimulus” (21). Therefore, the abbreviation “COD” refers to the specific event of changing direction, which can occur during both planned conditions and during agility conditions. Furthermore, understanding the following definitions are critical to the discussion in this paper:

- Validity is the degree to which a test or test item measures what it is supposed to measure.
- Reliability is the repeatability of the measure.
- Construct validity is the ability of a test to represent the underlying construct.
- Discriminant validity is the ability of a test to distinguish between two different constructs.

CURRENT MEASURES OF CHANGE OF DIRECTION PERFORMANCE

Table 1 presents a detailed description of the tests used to assess COD across

a variety of populations. Each test varies in length, number of direction changes, angle of direction changes, and modes of travel. Therefore, it can be difficult to compare results from different tests as they can often place distinct demands on various combinations of physical capacities. For example, certain COD tests may be long enough (in time and distance) that anaerobic capacity is a critical factor in performance, making it difficult to know whether changes in performance are due to increases in COD ability or improvements in anaerobic capacity (21,63). In addition, different COD tests may require different magnitudes of physical requirements (e.g., eccentric versus isometric versus concentric strength) (21,63,93), and technical requirements (e.g., curvilinear running patterns for maintaining velocity, termed maneuverability, versus a COD that requires rapid deceleration) (21). As a result, discussions on developing an array of underpinning physical attributes over various movement patterns classified as COD, maneuverability, and agility in an effort to enhance global COD ability have been suggested (21,63). In essence, the vast array of COD tests in itself indicates that there is little consensus on how to measure COD. The influence of test length has been discussed, therefore, the following sections of this article will seek to answer critical questions that can better define the framework for potentially more valid measures of COD performance.

HOW DOES LINEAR SPRINT SPEED INFLUENCE CHANGE OF DIRECTION PERFORMANCE MEASURES?

One of the major limitations associated with many COD tests is that they tend to feature a relatively large amount of linear sprinting, and this has a substantial influence on the total time for the assessment. For example, the pro-agility shuttle, a foundation assessment at most American football combines (32,33,66,87), features a total of 18.28 m of linear sprinting about two 180° direction changes. Thus,

considerably more time is spent in the pro-agility shuttle sprinting linearly than changing direction (66). Even the 505, either the traditional or modified version, which attempts to isolate a single 180° direction change, still inherently requires 2 linear 5 m sprints (22,31,65). Any single performance measure from an entire test that features a large amount of linear sprinting may ultimately mask the actual COD performance of the athlete (i.e., the athlete may be poor at making the COD but can recover through their superior linear speed). As linear speed training is proposed to not transfer to improving COD ability, they are considered separate physical or athletic qualities (107). Therefore, to provide better information to the practitioner, a test should focus more on what happens during the COD, as opposed to the total duration of a test that may predominantly evaluate linear speed capacity.

HOW DO ANGLE AND ENTRY VELOCITY INFLUENCE CHANGE OF DIRECTION PERFORMANCE?

The specificity of the direction changes and velocities that feature within a COD test should also be considered. The ability to change direction is angle dependent (11,36,107) and affected by entry velocity into the COD (98). The technique (kinematics) and loading (kinetics) during execution of a COD at different angles (e.g., a 45° cut executed while sprinting forward versus a right-angled 90° cut versus a 180° up-and-back cut) (7,8,90) or at different velocities (98) will vary. Indeed, entry velocity can have a marked effect on COD performance. As an example, performance of a traditional 505 and modified 505 test only differ in the velocity of entry (because of a 10-m run-up leading into the 505 or no run-up). However, this difference in velocity entering the COD affected overall test performance (i.e., total test time) sufficiently enough that performance levels in the traditional 505 only explained 53% of the variance in the modified 505 performance (31).

Table 1
Tests that are typically used to measure change of direction (COD) performance

Test	No. of direction changes	Approximate time to complete test (s)	Total test distance (m)	Estimated angle of direction change	References
5-0-5	1	1.5–3	10 ^a	180°	(22,31,56,65,67–69,93)
Modified 5-0-5	1	2–3	10	180°	(31)
COD speed test	1	1.5–2	8	45°	(85)
Y-shaped planned agility	1	2–3	10	45°	(34,44,51)
Softball; Home to 2nd base	1	5.5–7	35.8 ^b	90°	(67,68)
10-yd shuttle	2	2.5–3.5	9.14	180°	(37)
10-m shuttle	2	2–4	10	180°	(88)
20-yd shuttle	2	4.5–5.5	18.29	180°	(58)
48-ft sideways shuffle	2	5–9	14.63	180°	(19)
Cricket; run-a-3	2	8.5–11	53.04	180°	(49,50)
Pro-agility shuttle	2	4–5.5	18.28	180°	(32,43,52,66,87)
Zig-zag	3	5–6	20 ^b	100°	(47)
4 × 5 m sprint	3	4.5–6	20	90°, 180°	(94)
T test	4	7.5–13	36.56	90°	(17,18,29,40,41,53,55,56,90)
Modified T test	4	3–7	11–20	90°	(18,78)
COD and acceleration test	4	5.5–6.5	24 ^b	45°, 90°	(53,54)
Sprint 9-3-6-3-9 m with 180° turns	4	6–8	33	180°	(94)
L-run/3 cone drill	5	4.5–7	20–27 ^b	90°, 180°	(25–27,74)
Australian Football League agility test	5	8–9.5	15 ^b	90°, 180°	(38)
30-m sprint with 5 CODs	2–5	4–10.5	30 ^b	45°, 90°, 120°	(107)
Sprint with 90° Turns	6	6–8	21	90°	(94)
4 × 5.8-m shuttle	8	5–9	23.2	180°	(20)
The field planned visual stimuli agility test	8	14–16	51	90°	(6)
Box test	10	15–17.5	57.9	45°, 90°	(97)
Illinois agility run	11	13–19	60 ^b	90°, 180°	(54,84)
Squash-specific COD speed test	11	9.5–13	16.1 ^{a,b}	45°, 90°, 180°	(104)
Slalom run	11	7–14	22 ^b	90°, 180°	(2,94)
6 × 5 m shuttle	12	10–12	30	180°	(57)
Stop “n” go COD speed	15	8–10	32 ^a	45°, 90°, 180°	(82)

**Table 1
(continued)**

Hexagonal test	18	8–16	10	60°	(5)
10 × 5-m shuttle	20	18–22	50	180°	(14)

^aA rolling, moving, or fly in start was used to commence the test.

^bIndicates that the tests require bending around cones (termed manoeuvrability) therefore the distance provided is based on linear measures (cone to cone) however depending on the athlete path or trajectory, actual distance traveled will vary.

NB: ft = feet; m = meters; s = seconds; yd = yards.

Further to this, as entry velocity may change an athlete's COD performance, it is also worth noting that increasing linear sprint speed independent of any changes in COD ability may make COD tests more demanding for an athlete. For example, adolescents have been shown to pace their run-up when performing a traditional 505 because of the increased physical demand of a fast entry velocity (69). Some individuals may intentionally modify entry velocity if the perceived demands of the COD are great, and this should therefore be monitored if it features as part of the COD assessment.

SHOULD BODY MASS BE CONSIDERED IN CHANGE OF DIRECTION TESTS FOR CONTACT SPORTS?

Research has shown that sprint speed may not differentiate subelite and elite rugby athletes, but calculation of sprint momentum (i.e., body mass multiplied by sprint velocity) can differentiate the elite from their subelite counterparts (3,4). Therefore, the inclusion of a mass component in any assessment of COD ability in contact sports may be of interest; however, this needs to be evaluated in future research. From an applied perspective, just as momentum could influence the ability to push defenders or drive the ball into the opposition (3), a COD momentum measure may, for example, provide information on likelihood of successful broken tackles. The importance of either sprint or COD momentum must be determined by the needs analysis of the athlete and sport requirements,

but there is clear scope for further exploration in this area.

IS THERE MORE THAN JUST "QUANTITY" TO CHANGE OF DIRECTION PERFORMANCE?

Thus far, this article has focused on performance based on quantitative aspects of COD performance. However, practitioners should evaluate quantitative measures in COD testing in conjunction with assessing the "quality" of the COD executed by the athlete. Greater qualitative understanding of the performance of the COD, especially within the context of the angle and velocity demands of the task, has the potential to provide highly valuable information for the practitioner. While measures of technique are often quantified by three-dimensional (3D) kinematics (e.g., joint angles) in COD research associated with injury (7,8) and performance (35,77,89), practitioners may choose to create a checklist of overarching technical principles relevant to a majority of COD scenarios. These technical principles are beyond the scope of the current article but have been discussed elsewhere (21,63). Briefly, this qualitative analysis may include, but is not limited to, descriptions on trunk position and control, orientation of the hips relative to the intended direction of travel (77), rear or front foot-strike during the stance phase (13), height of COM (86), knee flexion during braking (89,92), and arm actions and visual focus (21). Qualitatively assessing the technical principles associated with the strategy or technique an athlete uses to change direction can help with the earlier identification of whether reliance on

a specific limb, particular movement strategy, or asymmetry exists. Such a technical difference in performance of COD may be present despite not being captured by the "total time" measure.

An example is shown in Figure 1 where an athlete demonstrates faster than average COD performance on both sides (legs) according to performance measured by total time but attains those times using different techniques to preferentially use the same leg during the COD despite the "side being tested." Performance measures presented include pacing (10-m run-up – maximal 10-m sprint time), total 505 time, and COD deficit (505 time – maximal 10-m sprint time). The percentage difference between right and left sides is also presented in a table. For comparison between tests, a standardized score (z-score) is presented, calculated using the mean and standard deviation from the group or team mean (73). In this example, both 505 time and COD deficit provided a similar assessment outcome for the athlete; however, this is not always the case (e.g., Figure 2). The athlete in Figure 1 slightly paces (slow their entry velocity) leading into the 505. The athlete is better than the team mean performance, which may lead a coach to not be overly concerned with assessing technical differences in the COD. However, with this athlete, technical differences provide vast information about "how" the athlete attained their quantitative performance measures as shown in Figure 1A–F. Therefore, despite the "what" or time of the performance, the "how" or quality of the COD could provide valuable information to the practitioner for

	Left	Right (*ACL)	Absolute Difference (L - R)	% Difference (L - R)
10 m sprint (s)	1.82	N/A	N/A	N/A
10 m pacing* (s)	0.18	0.17	0.01	5.7%
505 time (s)	2.23	2.36	-0.13	-5.7%
COD Deficit (s)	0.41	0.54	-0.13	-27.4%


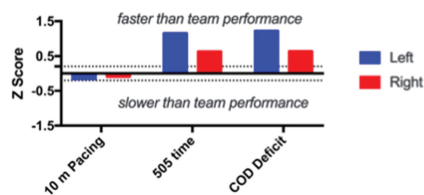


Figure 1. Comparison of a 180° change of direction (COD) during a traditional 505 on the right and left sides. The 1-second (1.4 m entering and exiting) around the COD is shown in (A–F). As the athlete enters the right COD, she is more upright (B and C), preferentially loading the inside left leg for deceleration (shown by the closer foot position) during the COD step (C) and subsequently has poorer body position and right leg acceleration mechanics when exiting the COD (D and E). In comparison, she can effectively decelerate using the outside left leg (C) on the left side and subsequently effectively re-accelerate (D) out of the COD when turning on the “left” side. The combination of these technical differences helps to explain the variation in time taken to exit the COD (F) and provide reason to use constraints or drills that require equal development of both legs.

understanding windows of adaptation for an athlete.

WHAT ARE SOME RECENT CHANGES IN ASSESSMENT OF CHANGE OF DIRECTION PERFORMANCE?

During performance of the tests listed in Table 1, it could be hypothesized that the section of the test that should be evaluated is the magnitude and direction of the entry velocity and exit velocity during the COD of interest. This would

quantify how the direction change is performed without incorporating confounding factors from outside the specific COD such as linear speed capabilities. For example, Hader et al. (36) recently evaluated the speed (speed as a scalar measure because the vector components of velocity could not be evaluated as with 3D kinematics) of an athlete’s COM during a sprint and COD at 45° and 90°. Although the research primarily concerned reliability and provided

a descriptive comparison between each of these 3 conditions, an extended statistical analysis revealed that during both COD tests, the minimum speed reached during the COD was the strongest predictor of performance outcome which was quantified as the total time taken to complete the COD test. Adding peak acceleration and peak speed reached at any point of the COD tests to the statistical model further improved the prediction of total performance time during

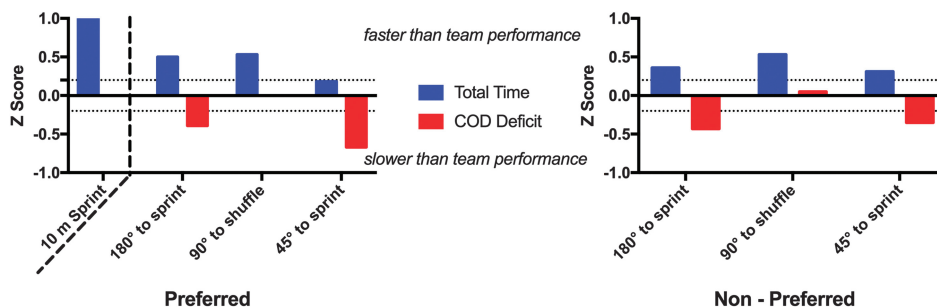


Figure 2. Comparison of simplified change of direction (COD) tests for an athlete using total time and COD deficit. The standardized scores presented were calculated using the team mean and standard deviation for each test. The z scores were reversed so the values above the line are better or faster performance. Total time (blue) indicates the athlete is faster than average on all COD tests for preferred and non-preferred sides (likely due to exceptional 10 m speed) whereas COD deficit (red) indicates slower than average COD performance on nearly all the same assessments.

both the 45° and 90° tests (36). It could be argued that this measurement provides more useful information than merely time taken to complete a COD test, with further interest in measures that specifically occur around the COD. Such an analysis could allow for more complex COD tests (e.g., due to modes and number of changes in direction), such as the T test, to be evaluated at each specific COD allowing for a potentially more valid assessment of COD.

Recent research has also proposed simplifying tests (64) and using a metric termed the COD deficit as a more practical means of removing the confounding factor of large amounts of linear sprinting (65,66). The COD deficit calculation uses 2 reliable measures of total time (COD total time and sprint time) to create a metric intended to more directly examine COD ability independent of linear sprint ability. The COD deficit could be calculated with any

COD test when you have a linear sprint that is of equal distance to that covered during the COD test. For example, the time taken to run a 10-m linear sprint would be subtracted from the time to complete a 505 test (which covers 10 m) to calculate the COD deficit. Nimphius et al. (65) recently detailed how the COD deficit provides a different measure of COD ability than time alone in the 505 test. This could allow practitioners to understand an athlete's ability to change direction without the confounding factor (large amounts of linear sprinting) associated with most tests presented in Table 1. However, this measure has only recently been assessed and further research is required to evaluate it against other proposed measures of COD ability.

CURRENT MEASURES OF AGILITY PERFORMANCE

A summary of many of the current agility tests used in research studies

has been extensively outlined in a recent review (71). Agility tests undoubtedly add information with respect to the interaction of perceptual-cognitive capacity in conjunction with physical performance. Despite this, all agility tests similarly evaluate total time to complete a task, lending themselves to the same potential shortcomings previously discussed with COD tests. Therefore, these discussions will not be restated, but readers should consider the aforementioned limitations discussed with respect to COD tests also relevant to agility tests. A potential advantage of most agility tests (Table 2) is that they are typically completed within a shorter duration in comparison to a majority of the COD tests (Table 1). This therefore potentially isolates the COD performance and reduces the confounding effects associated with anaerobic capacity requirements. However, as discussed in detail by Paul et al. (71),

Table 2
Tests that are typically used to measure agility performance

Test	No. of direction changes	Approximate time to complete test (s)	Total test distance (m)	Estimated angle of direction change	References
Reactive agility test	1	1.5–3	8	45°	(30,80,81,85,106)
Reactive agility speed test	1	2–2.5	10	45°	(34)
Video reactive agility test	1	2–2.5	11	45°	(39)
Light reactive agility test	1	2–2.5	11	45°	(39)
The rugby league reactive agility test	1	1.5–2.5	10	45°	(83)
Y-shaped reactive agility	1	1.5–2	10	45°	(44,51)
Basketball specific reactive agility test	2	4–5.5	13.5	45°	(90,93)
Australian Football reactive agility test	2	1.5–2	12	45°	(99)
Tennis specific shuttle	3	6–9	28.85	180°	(45)
Netball reactive agility test	3	3–4	11.1	45°, 90°, 180°	(23)
The field reactive visual stimuli agility test	8	16–20	51	90°	(6)
Stop “n” go reactive agility test	15	10–12	32 ^a	45°, 90°, 180°	(82)

^aA rolling, moving, or fly in start was used to commence the test.

NB: ft = feet; m = meters; s = seconds; yd = yards.

many of the current agility tests are limited in the range of COD angles used, with a majority only using the “Y-shaped” or 45° agility test (Table 2). Considering the breadth of angles tested in COD tests, this is a clear aspect that could be expanded to enhance the validity of agility tests. However, as the angles increase within an agility test, so too will the joint loading experienced by the athlete. Recently, Sekulic et al. (82) developed an agility test that expanded beyond the “Y-agility” to angles that require the athlete to “reach zero velocity” (or fully decelerate or brake). Unfortunately, the test was only performed in response to a light stimulus and was also relatively long in duration (~10 seconds). Further work is therefore required to improve this potentially beneficial development if the intention is to evaluate agility that requires a large braking component for evasion, rather than the maintenance of velocity that is more evident in “Y-shaped” tests.

DOES THE STIMULUS USED DURING AGILITY TESTS MATTER?

With respect to validity of perceptual-cognitive assessment, it is known that not only do light-based agility tests increase the loading at the joints beyond that of 2D or 3D stimuli (46) but they fail to allow for assessment of sport-relevant perceptual-cognitive ability (70,105). A light stimulus will not allow for the use of perceptual cues that elite performers actually utilize, and therefore both video and human stimuli are more ecologically valid and provide improved stimulus-response compatibility (71). Hence, following a review of protocols, it is recommended to use human stimuli (or video of human stimuli) where possible for agility testing (46,71). In addition to this, agility tests that do not separate perceptual-cognitive ability (e.g., decision-making time) from movement or total time (108) may allow for good COD to mask poor perceptual-cognitive ability or vice versa. Therefore, evaluation of both physical (e.g., movement time or COM velocity) and

perceptual-cognitive (e.g., decision-making time or perception-response time) aspects will allow for the best evaluation in an effort to target an area that has the largest window for adaptation (i.e., physical capacity or perceptual-cognitive ability) (31).

IS THERE A USE FOR BOTH CHANGE OF DIRECTION TESTS AND AGILITY TESTS TO DEVELOP ATHLETES?

The definition of agility by Sheppard et al. (84) allowed for an expanded understanding of COD within the context of sport. Individuals could then contextualize the use of COD drills and testing as a method of developing the physical capacities underpinning agility and use other drills (e.g., mirror or small-sided games) to develop the perceptual-cognitive requirements of agility. Using COD tests and subsequent drills as a base for performing agility tests and drills can be paralleled to the understanding used for jump progressions. For example, the increased joint moments at the knees and ankles in a drop jump (DJ) compared with a countermovement jump (CMJ) (10) allows individuals to appropriately progress. Consider the CMJ as a COD movement where a performer has preplanned knowledge of their movement, versus the DJ as more comparative to an agility task. The DJ involves a sudden impact with the ground, similar to that of an unexpected cut and foot-ground interaction during an agility task. Enhancing eccentric phase muscle activity allows individuals to handle higher eccentric loading as required during the DJ performance (59) and parallels the similar advantages of pre-activity and rate of muscle activity rise associated with agility tasks (91). The temporal uncertainty of agility requires excellent perceptual-motor ability to allow for more time, and therefore greater muscle pre-activity in preparation of the subsequent high joint moments (7,91). With such a concept in mind, it has been proposed that individuals use a combination of COD and agility drills in a manner that allows for

progressive loading to develop the physical characteristics required to change direction (21,63).

Understanding the progressive development of an athlete is often overlooked in research evaluating both COD and agility. For example, much of the research comparing COD and agility tests have concluded that only agility tests provide information that can differentiate elite performers (31,83,85). However, it should be noted that such findings are predicated on a difference in mean performance between groups of athletes. There would be individual variations within both elite and subelite groups in which both COD and agility tests could provide meaningful information to the practitioner for individual athlete development. As such, previous research has recommended classifying athletes into 1 of 4 categories (e.g., fast mover/fast thinker, fast mover/slow thinker, slow mover/slow thinker, and slow mover/fast thinker) based on their physical COD and perceptual-cognitive ability (31). Concluding that COD tests are of no use is at odds with the concept that COD is a foundation for agility (85) and makes the assumption that the teams used to validate such conclusions are composed of individual athletes with identical COD and agility ability. Although the purpose of this article is to highlight the potential issues with current measures of COD, setting contextual limitations on conclusions drawn from the discussed COD and agility tests as they are currently performed may set a platform for increased understanding of the purpose for both COD and agility testing.

VALIDITY OF CURRENT CHANGE OF DIRECTION MEASURES: DIFFERENT RESULTS BASED ON DIFFERENT MEASURES?

Albeit complex to evaluate, validity is a critical aspect of measurement (42). A construct valid measure of COD and agility based on their definitions should be evaluating the relevant change in direction, velocity or mode. However, as previously discussed, research has

primarily used “total time” despite large to very large correlations with straight-line running speed (31,66,67) therefore failing to demonstrate discriminant validity. Only a few studies have provided measures describing an individual’s COM during a COD (36,79,89,92,103) which is arguably the most direct global measure of how well an individual is changing direction. As such, the most common measures of COD (Table 1) and agility (Table 2) when presented simply as total time may not be the most valid assessment to measure the aforementioned capacities.

When considering various measures of COD performance, different conclusions can be drawn depending on what is used as the actual assessment. For example, Nimphius et al. (65) compared the use of a traditional “total time” measure of performance and the COD deficit during the 505 COD test. The results indicated that COD performance as defined by 505 total time and as COD deficit were different (i.e., an athlete who was faster in the 505 was not necessarily a better performer as defined by the COD deficit). Of particular interest to practitioners was that the metric chosen to evaluate COD changed the perceived COD ability of the athlete in more than 88% of the cases (65). In another example, evaluation of performance outcome differences between stronger and weaker athletes lead to different conclusions when using total time to complete a COD task versus evaluating the exit velocity during the COD (92). A specific example of how the choice of “measure” can influence the perceived COD ability of an athlete is shown in Figure 2 where all the simplified COD tests used were 10 m in length (5 m before the COD and 5 m after the COD); therefore, COD deficit was calculated using the difference between each COD test total time and the 10-m sprint time. On both the preferred and nonpreferred legs for this athlete, the total time and COD deficit provided different results. Therefore, if using total time, one may

conclude that the athlete is better than average for COD in all directions. However, when using COD deficit one would conclude that they are average or below average in all directions for COD ability and were relying on their better than average acceleration ability (10-m time) to mask their COD performance when assessed using total time.

HOW CAN RESEARCH PROVIDE BETTER INFORMATION ON CHANGE OF DIRECTION AND AGILITY?

Many researchers have begun to use measures with potential for improved validity by evaluating the movement surrounding the actual COD either during COD or agility tests. In fact, measures of the COM allow a direct assessment of one’s ability to change direction, as defined by the resultant velocity of the COM. In addition to resultant COM velocity, a specific measure of “evasion,” which may be represented by the velocity of COM in a horizontal direction to that traveled could be considered in the future. Such a measure was highlighted by Wheeler and Sayers (103), where during an agility condition, the fastest performers had the greatest increase in lateral movement speed before the COD, at foot-strike of the COD and exiting the COD. For researchers, assessing COM velocity is often not as great a challenge in comparison to practitioners, hence the recent use of COM velocity in some recent research studies (78,88,89,102). However, the cost (financial and time) associated with measurement of COM velocity from 3D analysis (e.g., using motion capture) could still limit its use for many. As a more practical compromise, COM speed has been measured using the more cost- and time-effective laser distance measurement devices (LDMs; accurately measure distances of an object 100 times per second [sampling rate]) during straight-line, 45° and 90° changes of direction demonstrating acceptable reliability for speed around the COD (36). Therefore, LDMs provided more information around the

COD than discrete measures provided by timing gates, while still remaining relatively affordable.

Such research solutions are still not without their limitations. For example, LDMs demonstrated high reliability (36), but can only measure the resultant COM velocity of a single COD with 2 LDMs synchronized and do not consider the actual angle of the COD performed (15) or specific information on the lateral movement velocity (36). Therefore, future developments with radio frequency identification technology may allow for greater spatial accuracy (24) and overcome the large coefficient of variation issues observed when assessing COD ability with existing global positioning system and inertial measurement units (1,76,102). However, for the practitioner, measurement of single planes of COM may be currently limited to using high-speed video available on phones and tablets.

If simple reliable measures of COM velocity become available with future technological developments, there are additional interesting insights that could provide even better information about COD performance by considering knowledge gained from previous studies associated with acceleration performance in sprinting. In every stance phase in running, external mechanical work is done between the athlete and the environment, which leads to a change in COM velocity. For simple linear acceleration movements, Bezodis et al. (9) therefore proposed using horizontal external mechanical power to appropriately quantify performance based on the amount of external work done (i.e., the change in kinetic energy associated with this change in horizontal COM velocity) with respect to the time taken to achieve it. The same principle seems to offer potential for quantifying COD performance whereby the time spent achieving a change in motion is also fundamental for performance. Although complicated by the inherent change in direction, a scenario with a 180° COD movement can provide

simple illustration of this. If a performer approaches the contact phase at a given speed then the combination of their exit speed (in the opposite direction) and the time spent in contact with the ground clearly reflect their COD performance. A greater change in speed, a shorter contact phase, or both, are due to greater external mechanical power and are clearly a tactical advantage which give defenders less chance of adopting an appropriate response (either directly due to less time available or to a faster exiting opponent). Further investigation of the potential efficacy of a COD performance measure based on external mechanical power therefore seems worthwhile and may provide a single value which can be applied to more appropriately quantify true COD performance.

In summary, a single ideal measure of COD performance does not currently exist as the ability to change direction is said to be angle (11,36) and velocity dependent (98). Therefore, future research evaluating more specific measures of COD performance instead of the broad measure of “total time” will be highly relevant to practitioners. Practitioners drawing conclusions from research must first have context for the information they seek (e.g., for evasion or to maintain velocity). Subsequently, practitioners may then seek to interpret research using the following measures of COD: COM velocity entering (entry velocity) and exiting (exit velocity), “evasion” ability assessed by horizontal velocity and external mechanical power during the COD to consider the combination of the change in velocity and the time taken to achieve that COD.

PRACTICAL APPLICATIONS

Existing literature has supported the use of quantifying COD ability relative to one’s straight-line sprint ability either as a percentage decrement (16), as an absolute score (66), or further converted to a z-score for comparison to any performance test (65); or to examine COD ability over a shorter distance (79). Therefore, to increase the validity of testing when equipment

cost and time is limited, as is the case for many practitioners, the following recommendations can be considered:

- Consider the “why” of testing by understanding the characteristics of the test and the directional changes required for the athlete. For example, intending to assess the ability to maintain velocity as required in the L-run, termed “maneuverability” (21,63), versus tests such as the 505 (180°) or a 90° cut that requires a large degree of deceleration in conjunction with the directional change.
- Shorten the distance over which the COD is evaluated, during both COD and agility tests, but consider increasing the velocity (by increasing run-up distance) to alter the demands of COD where applicable. In addition, evaluate COD momentum (COM velocity × body mass) where applicable.
- Consider the use of the COD deficit measure (64,65) by evaluating linear speed over the same distance required of the total distance covered during the chosen COD test as an absolute score or z-score.
- When no timing gates are available, or in addition to quantitative measures, perform a technical evaluation of the COD to describe movement quality.
- Use of lights for agility testing or training may be practically more convenient, but consider the use of human stimuli for a more ecologically valid stimulus that can still have moderate reliability and high validity (71).

CONCLUSION

Just as there is no single COD requirement across all athletes and for all situations, it is likely that there is not a single comprehensively valid test of COD or agility. However, understanding the actual measure that is the best indicator of the performance one is seeking to measure could vastly improve our knowledge on COD and agility (i.e., “why” are you testing?). Practitioners and researchers should consider that angle of the COD, the entry velocity into the COD, in conjunction with the intention of the COD (e.g., to evade

or complete in minimal time or with maximal velocity) influences the outcome measure that best represents performance success, and the type of test that may best evaluate these subqualities associated with COD performance. It should be acknowledged that current standards of only collecting total time over longer distances is likely suboptimal for isolating the performance quality (i.e., COD or agility) intended to be assessed. Finally, from a coaching perspective, there is not a single way to change direction, and therefore a combined consideration of outcome and process (e.g., “what” was the performance result and “how” was it obtained) will ultimately provide the most comprehensive applied assessment of COD performance.

Conflicts of Interest and Source of Funding: The authors report no conflicts of interest and no source of funding.

ACKNOWLEDGMENTS

The authors thank Owen Walker and Damian Farrow for expert critical review of this manuscript. They give special acknowledgement to their athlete example, Jessica Kennedy, and her recent free agent selection after the Australian Football League Women’s draft.



Sophia Nimphius is an Associate Professor at Edith Cowan University and High Performance Manager at Softball Western Australia.



Samuel J. Callaghan is a PhD Candidate at Edith Cowan University in collaboration with the West Australian Cricket

Association.



Neil E. Bezodis is a Senior Lecturer in Biomechanics and Technology at Swansea University.



Robert G. Lockie is an Assistant Professor in the Department of Kinesiology at California State University - Fullerton.

Fullerton.

REFERENCES

- Akenhead R, French D, Thompson KG, and Hayes PR. The acceleration dependent validity and reliability of 10Hz GPS. *J Sci Med Sport* 17: 562–566, 2014.
- Alricsson M, Harms-Ringdahl K, and Werner S. Reliability of sports related functional tests with emphasis on speed and agility in young athletes. *Scand J Med Sci Sports* 11: 229, 2001.
- Baker DG and Newton RU. Comparison of lower body strength, power, acceleration, speed, agility, and sprint momentum to describe and compare playing rank among professional rugby league players. *J Strength Cond Res* 22: 153, 2008.
- Barr M, Sheppard J, Gabbett T, and Newton R. Long-term training induced changes in sprinting speed and sprint momentum in elite rugby union players. *J Strength Cond Res* 28: 2724–2731, 2014.
- Beekhuizen KS, Davis MD, Kolber MJ, and Cheng MSS. Test-retest reliability and minimal detectable change of the hexagon agility test. *J Strength Cond Res* 23: 2167–2171, 2009.
- Benvenuti C, Minganti C, Condello G, Capranica L, and Tessitore A. Agility assessment in female futsal and soccer players. *Medicina (Kaunas)* 46: 415–420, 2010.
- Besier TF, Lloyd DG, Ackland TR, and Cochrane JL. Anticipatory effects on knee joint loading during running and cutting maneuvers. *Med Sci Sports Exerc* 33: 1176–1181, 2001.
- Besier TF, Lloyd DG, Cochrane JL, and Ackland TR. External loading of the knee joint during running and cutting maneuvers. *Med Sci Sports Exerc* 33: 1168–1175, 2001.
- Bezodis NE, Salo AI, and Trewartha G. Choice of sprint start performance measure affects the performance-based ranking within a group of sprinters: Which is the most appropriate measure? *Sports Biomech* 9: 258–269, 2010.
- Bobbert MA, Huijijng PA, and van Ingen Schenau GJ. Drop jumping I. The influence of jumping technique on the biomechanics of jumping. *Med Sci Sports Exerc* 19: 332–338, 1987.
- Buchheit M, Haydar B, and Ahmaidi S. Repeated sprints with directional changes: Do angles matter? *J Sport Sci* 30: 555–562, 2012.
- Chaouachi A, Manzi V, Chaalali A, Wong DP, Chamari K, and Castagna C. Determinants analysis of change-of-direction ability in elite soccer players. *J Strength Cond Res* 26: 2667–2676, 2012.
- Chinnasee C, Weir G, Alderson J, Sasimontonkul S, and Donnelly CJ. Foot strike posture and lower-limb dynamics during sidestepping among elite female athletes: Implications for ACL injury risk. In: *ISBS-Conference Proceedings Archive* 33: 2016.
- Christou M, Smilios I, Sotiropoulos K, Volaklis K, Piliandis T, and Tokmakidis SP. Effects of resistance training on the physical capacities of adolescent players. *J Strength Cond Res* 20: 783–791, 2006.
- Condello G, Kernozek TW, Tessitore A, and Foster C. Biomechanical analysis of a change-of-direction task in college soccer players. *Int J Sports Physiol Perform* 11: 96–101, 2016.
- Condello G, Schultz K, and Tessitore A. Assessment of sprint and change-of-direction performance in college football players. *Int J Sports Physiol Perform* 8: 211–212, 2013.
- Cressey EM, West CA, Tiberio DP, Kraemer WJ, and Maresh CM. The effects of ten weeks of lower-body unstable surface training on markers of athletic performance. *J Strength Cond Res* 21: 561–567, 2007.
- Cronin J, McNair PJ, and Marshall RN. The effects of bungee weight training on muscle function and functional performance. *J Sport Sci* 21: 59, 2003.
- Dean WP, Nishihara M, Romer J, Murphy KS, and Mannix ET. Efficacy of a 4-week supervised training program in improving components of athletic performance. *J Strength Cond Res* 12: 238–242, 1998.
- Deane RS, Chow JW, Tillman MD, and Fournier KA. Effects of hip flexor training on sprint, shuttle run, and vertical jump performance. *J Strength Cond Res* 19: 615–621, 2005.
- DeWeese B and Nimphius S. Speed and agility program design and technique. In: *Essentials of Strength and Conditioning*. Triplett NT and Haff GG, eds. Champaign, IL: Human Kinetics, 2016. pp. 521–557.
- Draper JA and Lancaster MG. The 505 test: A test for agility in the horizontal plane. *Aust J Sci Med Sport* 17: 15–18, 1985.
- Farrow D, Young W, and Bruce L. The development of a test of reactive agility for netball: A new methodology. *J Sci Med Sport* 8: 52–60, 2005.
- Foina AG, Badia RM, El-Deeb A, and Ramirez-Fernandez FJ. Player Tracker—a tool to analyze sport players using RFID. In: *Pervasive Computing and Communications Workshops (PERCOM Workshops), 2010 8th IEEE International Conference*. Mannheim, Germany: IEEE, 2010. pp. 772–775.
- Gabbett TJ. A comparison of physiological and anthropometric characteristics among playing positions in sub-elite rugby league players. *J Sport Sci* 24: 1273–1280, 2006.
- Gabbett TJ. Performance changes following a field conditioning program in junior and senior rugby league players. *J Strength Cond Res* 20: 215–221, 2006.
- Gabbett TJ. Skill-based conditioning games as an alternative to traditional conditioning for rugby league players. *J Strength Cond Res* 20: 306–315, 2006.
- Gabbett TJ. Physiological and anthropometric characteristics of elite women rugby league players. *J Strength Cond Res* 21: 875–881, 2007.
- Gabbett T, Georgieff B, Anderson S, Cotton B, Savovic D, and Nicholson L. Changes in skill and physical fitness following training in talent-identified volleyball players. *J Strength Cond Res* 20: 29–35, 2006.
- Gabbett TJ, Jenkins DG, and Abernethy B. Relationships between physiological,

- anthropometric, and skill qualities and playing performance in professional rugby league players. *J Sport Sci* 29: 1655–1664, 2011.
31. Gabbett TJ, Kelly JN, and Sheppard JM. Speed, change of direction speed, and reactive agility of rugby league players. *J Strength Cond Res* 22: 174–181, 2008.
 32. Garstecki MA, Latin RW, and Cuppett MM. Comparison of selected physical fitness and performance variables between NCCA division I and II football players. *J Strength Cond Res* 18: 292–297, 2004.
 33. Ghigiarelli JJ. Combine performance descriptors and predictors of recruit ranking for the top high school football recruits from 2001 to 2009: Differences between position groups. *J Strength Cond Res* 25: 1193–1203, 2011.
 34. Green BS, Blake C, and Caulfield BM. A valid field test protocol of linear speed and agility in rugby union. *J Strength Cond Res* 25: 1256–1262, 2011.
 35. Green BS, Blake C, and Caulfield BM. A comparison of cutting technique performance in rugby union players. *J Strength Cond Res* 25: 2668–2680, 2011.
 36. Hader K, Palazzi D, and Buchheit M. Change of direction speed in soccer: How much braking is enough? *Kinesiology* 47: 67–74, 2015.
 37. Harris GR, Stone MH, O'Bryant HS, Proulx CM, and Johnson RL. Short-term performance effects of high power, high force, or combined weight-training methods. *J Strength Cond Res* 14: 14–20, 2000.
 38. Hart NH, Spiteri T, Lockie RG, Nimphius S, and Newton RU. Detecting deficits in change of direction performance using the preplanned multidirectional Australian football league agility test. *J Strength Cond Res* 28: 3552–3556, 2014.
 39. Henry G, Dawson B, Lay B, and Young W. Validity of a reactive agility test for Australian football. *Int J Sports Physiol Perform* 6: 534–545, 2011.
 40. Hoffman JR, Cooper J, Wendell M, and Kang J. Comparison of olympic vs. traditional power lifting training programs in football players. *J Strength Cond Res* 18: 129–135, 2004.
 41. Hoffman JR, Ratamess NA, Cooper JJ, Kang J, Chilakos A, and Faigenbaum AD. Comparison of loaded and unloaded jump squat training on strength/power performance in college football players. *J Strength Cond Res* 19: 810–815, 2005.
 42. Hopkins WG. Measures of reliability in sport medicine and science. *Sport Med* 30: 1–15, 2000.
 43. Iguchi J, Yamada Y, Ando S, Fujisawa Y, Hojo T, Nishimura K, Kuzuhara K, Yuasa Y, and Ichihashi N. Physical and performance characteristics of Japanese division 1 collegiate football players. *J Strength Cond Res* 25: 3368–3377, 2011.
 44. Jeffriess MD, Schultz AB, McGann TS, Callaghan SJ, and Lockie RG. Effects of preventative ankle taping on planned change-of-direction and reactive agility performance and ankle muscle activity in basketballers. *J Sports Sci Med* 14: 864–876, 2015.
 45. Kraemer WJ, Keijo HK, Triplett-McBride T, Fry AC, Koziris LP, Ratamess NA, Bauer JE, Volek JS, McConnell T, Newton RU, Gordon SE, Cummings D, Hauth J, Pullo F, Lynch JM, Mazzetti SA, and Knuttgen HG. Physiological changes with periodized resistance training in women tennis players. *Med Sci Sports Exerc* 35: 157–168, 2003.
 46. Lee MJ, Lloyd DG, Lay BS, Bourke PD, and Alderson JA. Effects of different visual stimuli on postures and knee moments during sidestepping. *Med Sci Sports Exerc* 45: 1740–1748, 2013.
 47. Little T and Williams AG. Specificity of acceleration, maximum speed, and agility in professional soccer players. *J Strength Cond Res* 19: 76–78, 2005.
 48. Lockie RG, Callaghan SJ, Berry SP, Cooke ER, Jordan CA, Luczo TM, and Jeffriess MD. Relationship between unilateral jumping ability and asymmetry on multidirectional speed in team-sport athletes. *J Strength Cond Res* 28: 3557–3566, 2014.
 49. Lockie RG, Callaghan SJ, and Jeffriess MD. Analysis of specific speed testing for cricketers. *J Strength Cond Res* 27: 2981–2988, 2013.
 50. Lockie RG, Jeffriess MD, and Callaghan SJ. Running velocity during the run-a-three in experienced cricketers. *Serbian J Sports Sci* 6: 103–110, 2012.
 51. Lockie RG, Jeffriess MD, McGann TS, Callaghan SJ, and Schultz AB. Planned and reactive agility performance in semi-professional and amateur basketball players. *Int J Sports Physiol Perform* 9: 766–771, 2013.
 52. Lockie RG, Jeffriess MD, Schultz AB, and Callaghan SJ. Relationship between absolute and relative power with linear and change of direction speed in junior American football players from Australia. *Aus J Strength Cond* 20: 4–12, 2012.
 53. Lockie RG, Schultz AB, Callaghan SJ, and Jeffriess MD. The effects of traditional and enforced stopping speed and agility training on multidirectional speed and athletic function. *J Strength Cond Res* 28: 1538–1551, 2014.
 54. Lockie RG, Schultz AB, Callaghan SJ, Jeffriess MD, and Berry SP. Reliability and validity of a new test of change-of-direction speed for field-based sports: The Change-of-Direction and Acceleration Test (CODAT). *J Sports Sci Med* 12: 88–96, 2013.
 55. Lockie RG, Schultz AB, Jeffriess MD, and Callaghan SJ. The relationship between bilateral differences of knee flexor and extensor isokinetic strength and multidirectional speed. *Isokinet Exerc Sci* 20: 211–219, 2012.
 56. Lockie RG, Schultz AB, Jordan CA, Callaghan SJ, Jeffriess MD, and Luczo TM. Can selected functional movement screen assessments be used to identify movement deficiencies that could affect multidirectional speed and jump performance? *J Strength Cond Res* 29: 195–205, 2015.
 57. Malisoux L, Francaux M, Nielens H, and Theisen D. Stretch-shortening cycle exercises: An effective training paradigm to enhance power output of human single muscle fibers. *J Appl Physiol* 100: 771–779, 2006.
 58. Markovic G, Jukic I, Milanovic D, and Metikos D. Effects of sprint and plyometric training on muscular function and athletic performance. *J Strength Cond Res* 21: 543–549, 2007.
 59. McBride JM, McCaulley GO, and Cormie P. Influence of preactivity and eccentric muscle activity on concentric performance during vertical jumping. *J Strength Cond Res* 22: 750–757, 2008.
 60. McLean SG, Lipfert SW, and Van Den Bogert AJ. Effect of gender and defensive opponent on the biomechanics of sidestep cutting. *Med Sci Sports Exerc* 36: 1008–1016, 2004.
 61. Meylan C, McMaster T, Cronin J, Mohammad NI, Rogers C, and DeKlerk M. Single-leg lateral, horizontal, and vertical jump assessment: Reliability, interrelationships, and ability to predict sprint and change-of-direction

- performance. *J Strength Cond Res* 23: 1140–1147, 2009.
62. Morland B, Bottoms L, Sinclair J, and Bourne N. Can change of direction speed and reactive agility differentiate female hockey players? *Int J Perform Anal Sport* 13: 510–521, 2013.
 63. Nimphius S. Agility development. In: *High-Performance Training for Sports*. Joyce D and Lewindon D, eds. Champaign, IL: Human Kinetics, 2014. pp. 185–197.
 64. Nimphius S, Callaghan SJ, and Hawser A. *Comparison of Simplified Change of Direction Tests*. New Orleans, LA: National Strength and Conditioning Association Conference, 2016.
 65. Nimphius S, Callaghan SJ, Spiteri T, and Lockie RG. Change of direction deficit: A more isolated measure of change of direction performance than total 505 time. *J Strength Cond Res* 30: 3024–3032, 2016.
 66. Nimphius S, Geib G, Spiteri T, and Carlisle D. “Change of direction deficit” measurement in Division I American football players. *J Aus Strength Cond* 21: 115–117, 2013.
 67. Nimphius S, Mcguigan MR, and Newton RU. Relationship between strength, power, speed, and change of direction performance of female softball players. *J Strength Cond Res* 24: 885–895, 2010.
 68. Nimphius S, Mcguigan MR, and Newton RU. Changes in muscle architecture and performance during a competitive season in female softball players. *J Strength Cond Res* 26: 2655–2666, 2012.
 69. Nimphius S, Spiteri T, Seitz L, Haff E, and Haff G. Is there a pacing strategy during a 505 change of direction test in adolescents? *J Strength Cond Res* 27: S104–S105, 2013.
 70. Oliver JL and Meyers RW. Reliability and generality of measures of acceleration, planned agility, and reactive agility. *Int J Sports Physiol Perform* 4: 345–354, 2009.
 71. Paul DJ, Gabbett TJ, and Nassis GP. Agility in team sports: Testing, training and factors affecting performance. *Sport Med* 46: 421–442, 2016.
 72. Paule K, Madole K, Garhammer J, Lacourse M, and Rozenek R. Reliability and validity of the t-test as a measure of agility, leg power, and leg speed in college-aged men and women. *J Strength Cond Res* 14: 443–450, 2000.
 73. Pettitt R. Evaluating strength and conditioning tests with Z scores: Avoiding common pitfalls. *Strength Cond J* 32: 100–103, 2010.
 74. Polman R, Walsh D, Bloomfield J, and Nesti M. Effective conditioning of female soccer players. *J Sport Sci* 22: 191–203, 2004.
 75. Porter JM, Nolan RP, Ostrowski EJ, and Wulf G. Directing attention externally enhances agility performance: A qualitative and quantitative analysis of the efficacy of using verbal instructions to focus attention. *Front Psychol* 1: 216, 2010.
 76. Rawstorn JC, Maddison R, Ali A, Foskett A, and Gant N. Rapid directional change degrades GPS distance measurement validity during intermittent intensity running. *PLoS One* 9: e93693, 2014.
 77. Sasaki S, Nagano Y, Kaneko S, Sakurai T, and Fukubayashi T. The relationship between performance and trunk movement during change of direction. *J Sports Sci Med* 10: 112, 2011.
 78. Sassi RH, Dardouri W, Yahmed MH, Gmada N, Mahfoudhi ME, and Gharbi Z. Relative and absolute reliability of a modified agility T-test and its relationship with vertical jump and straight sprint. *J Strength Cond Res* 23: 1644–1651, 2009.
 79. Sayers MG. The influence of test distance on change of direction speed test results. *J Strength Cond Res* 29: 2412–2416, 2015.
 80. Scanlan A, Humphries B, Tucker PS, and Dalbo V. The influence of physical and cognitive factors on reactive agility performance in men basketball players. *J Sport Sci* 32: 367–374, 2014.
 81. Scanlan AT, Tucker PS, and Dalbo VJ. A comparison of linear speed, closed-skill agility, and open-skill agility qualities between backcourt and frontcourt adult semiprofessional male basketball players. *J Strength Cond Res* 28: 1319–1327, 2014.
 82. Sekulic D, Krolo A, Spasic M, Uljevic O, and Peric M. The development of a new stop “n” go reactive-agility test. *J Strength Cond Res* 28: 3306–3312, 2014.
 83. Serpell BG, Ford M, and Young WB. The development of a new test of agility for rugby league. *J Strength Cond Res* 24: 3270–3277, 2010.
 84. Sheppard JM and Young WB. Agility literature review: Classifications, training and testing. *J Sport Sci* 24: 919–932, 2006.
 85. Sheppard JM, Young WB, Doyle TLA, Sheppard TA, and Newton RU. An evaluation of a new test of reactive agility and its relationship to sprint speed and change of direction speed. *J Sci Med Sport* 9: 342–349, 2006.
 86. Shimokochi Y, Ide D, Kokubu M, and Nakaoji T. Relationships among performance of lateral cutting maneuver from lateral sliding and hip extension and abduction motions, ground reaction force, and body center of mass height. *J Strength Cond Res* 27: 1851–1860, 2013.
 87. Sierer SP, Battaglini CL, Mihalik JP, Shields EW, and Tomasini NT. The national football league combine: Performance differences between drafted and nondrafted players entering the 2004 and 2005 drafts. *J Strength Cond Res* 22: 6–12, 2008.
 88. Sole C, Moir G, Davis S, and Witmer CA. Mechanical analysis of the acute effects of a heavy resistance exercise warm-up on agility performance in court-sport athletes. *J Hum Kinet* 39: 147–156, 2013.
 89. Spiteri T, Cochrane JL, Hart NH, Haff GG, and Nimphius S. Effect of strength on plant foot kinetics and kinematics during a change of direction task. *Eur J Sport Sci* 13: 646–652, 2013.
 90. Spiteri T, Newton RU, Binetti M, Hart NH, Sheppard JM, and Nimphius S. Mechanical determinants of faster change of direction and agility performance in female basketball athletes. *J Strength Cond Res* 29: 2205–2214, 2015.
 91. Spiteri T, Newton RU, and Nimphius S. Neuromuscular strategies contributing to faster multidirectional agility performance. *J Electromyogr Kinesiol* 25: 629–636, 2015.
 92. Spiteri T and Nimphius S. Relationship between timing variables and plant foot kinetics during change of direction movements. *J Aus Strength Cond* 21: 73–77, 2013.
 93. Spiteri T, Nimphius S, Hart NH, Specos C, Sheppard JM, and Newton RU. Contribution of strength characteristics to change of direction and agility performance in female basketball athletes. *J Strength Cond Res* 28: 2415–2423, 2014.
 94. Sporis G, Jukic I, Milanovic L, and Vucetic V. Reliability and factorial validity of agility tests for soccer players. *J Strength Cond Res* 24: 679–686, 2010.
 95. Suchomel TJ, Nimphius S, and Stone MH. The importance of muscular strength in athletic performance. *Sport Med* 46: 1419–1449, 2016.

96. Swinton PA, Lloyd R, Keogh JW, Agouris I, and Stewart AD. Regression models of sprint, vertical jump, and change of direction performance. *J Strength Cond Res* 28: 1839–1848, 2014.
97. Tricoli V, Lamas L, Carnevale R, and Ugrinowitsch C. Short-term effects on lower-body functional power development: Weightlifting vs. vertical jump training programs. *J Strength Cond Res* 19: 433–437, 2005.
98. Vanrenterghem J, Venables E, Pataky T, and Robinson MA. The effect of running speed on knee mechanical loading in females during side cutting. *J Biomech* 45: 2444–2449, 2012.
99. Veale JP, Pearce AJ, and Carlson JS. Reliability and validity of a reactive agility test for Australian football. *Int J Sports Physiol Perform* 5: 239–248, 2010.
100. Vescovi JD and McGuigan MR. Relationships between sprinting, agility, and jump ability in female athletes. *J Sport Sci* 26: 97–107, 2008.
101. Vescovi JD, Rupf R, Brown TD, and Marques MC. Physical performance characteristics of high-level female soccer players 12–21 years of age. *Scand J Med Sci Sports* 21: 670–678, 2011.
102. Vickery WM, Dascombe BJ, Baker JD, Higham DG, Spratford WA, and Duffield R. Accuracy and reliability of GPS devices for measurement of sports-specific movement patterns related to cricket, tennis, and field-based team sports. *J Strength Cond Res* 28: 1697–1705, 2014.
103. Wheeler KW and Sayers MG. Modification of agility running technique in reaction to a defender in rugby union. *J Sports Sci Med* 9: 445–451, 2010.
104. Wilkinson M, Leedale-Brown D, and Winter EM. Validity of a squash-specific test of change-of-direction speed. *Int J Sports Physiol Perform* 4: 176–185, 2009.
105. Young W and Farrow D. The importance of a sport-specific stimulus for training agility. *Strength Cond J* 35: 39–43, 2013.
106. Young W, Farrow D, Pyne D, McGregor W, and Handke T. Validity and reliability of agility tests in junior Australian football players. *J Strength Cond Res* 25: 3399–3403, 2011.
107. Young WB, McDowell MH, and Scarlett BJ. Specificity of sprint and agility training methods. *J Strength Cond Res* 15: 315–319, 2001.
108. Young WB, Miller IR, and Talpey SW. Physical qualities predict change-of-direction speed but not defensive agility in Australian rules football. *J Strength Cond Res* 29: 206–212, 2015.
109. Yu B and Garrett WE. Mechanisms of non-contact ACL injuries. *Br J Sport Med* 41: 147–151, 2007.